

Human Machine Interface with 7" TFT Display



Feature

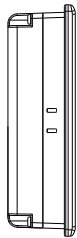
- Aluminum enclosure greatly improves the reliability.
- 7" 800 x 480 TFT LCD, LED Backlight
- Fan-less Cooling System
- Built-in 256 MB Flash Memory and RTC
- SD Card Slot for Extension of Storage
- One USB Host and One USB Client Port
- COM1 and COM3 RS-485 & CAN Bus Built-in Isolation
- COM1 and COM3 RS-485 2W supports MPI 187.5K, please use one at one time
- CAN Bus port supports CANopen Protocol
- Built-in Power Isolator
- NEMA4 / IP66 Compliant Front Panel

Display	Display	7" TFT
	Resolution	800 x 480
	Brightness (cd/m ²)	500
	Contrast Ratio	500:1
	Backlight Type	LED
	Backlight Life Time	>30,000 hrs.
	Colors	16.7M
Touch Panel	Type	4-wire Resistive Type
	Accuracy	Active Area Length(X)±2%, Width(Y)±2%
Memory	Flash	256 MB
	RAM	256 MB
Processor		32 bit RISC CPU 600MHz
I/O Port	SD Card Slot	SD/SDHC
	USB Host	USB 2.0 x 1
	USB Client	USB 2.0 x 1
	Ethernet	10/100 Base-T x 1
	COM Port	COM1: RS-232/RS-485 2W/4W COM3: RS-232/RS-485 2W*
	RS-485 Dual Isolation	Yes
	CAN Bus	Yes
	HDMI	N/A
	Audio Output	Audio Line Out - 3.5 mm jack x 1
Video Input	N/A	
RTC		Built-in
Power	Input Power	24±20%VDC
	Power Isolation	Built-in
	Power Consumption	400m A@24VDC
	Voltage Resistance	500VAC (1 min.)
	Isolation Resistance	Exceed 50MΩ at 500VDC
	Vibration Endurance	10 to 25Hz (X, Y, Z direction 2G 30 minutes)
Specification	PCB Coating	Yes
	Enclosure	Aluminum
	Dimensions WxHxD	200.3 x 146.3 x 42.5 mm
	Panel Cutout	192 x 138 mm
	Weight	Approx. 0.9 kg
	Mount	Panel mount
Environment	Protection Structure	NEMA4 / IP66 Compliant Front Panel
	Storage Temperature	-20° ~ 70°C (-4° ~ 158°F)
	Operating Temperature	-20° ~ 50°C (-4° ~ 122°F)
	Relative Humidity	10% ~ 90% (non-condensing)
Certificate	CE	CE marked
	UL	cULus Listed
Software		EasyBuilder Pro

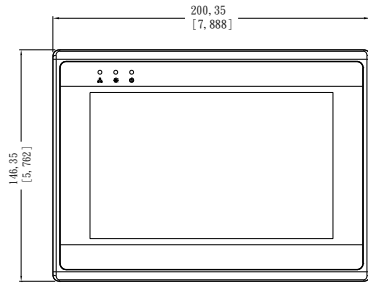
*Note: COM1 RS-232 RTS/CTS and COM3 RS-232 cannot be used simultaneously.



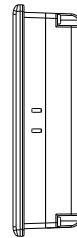
Top View



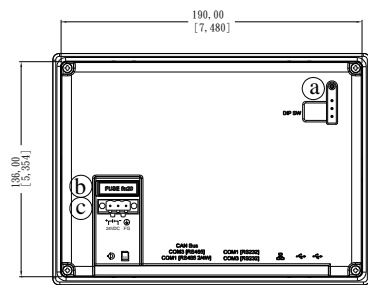
Side View



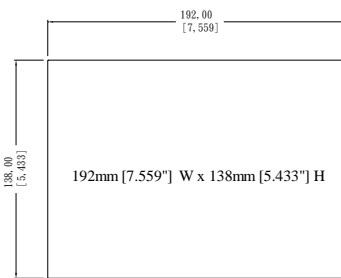
Front View



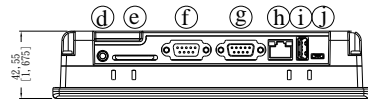
Side View



Rear View



Cutout Dimensions



Bottom View

a	DIP SW	f	COM1 RS-485, COM3 RS-485, CAN Bus
b	Fuse	g	COM1 RS-232, COM3 RS-232
c	Power Connector	h	Ethernet Port
d	Line Out	i	USB Host Port
e	SD Card Slot	j	USB Client Port

Ordering Information

- eMT3070A**: 7" TFT LCD HMI, 256 MB flash memory / 256 MB RAM on board
- FLZ485000**
Multi-Connector cable COM1[485] / COM3[485] / CAN Bus
- FLZ232000**
Multi-Connector cable COM1[232] / COM3[232]

Pin Assignment:

COM1 / COM3 [RS232] 9 Pin, Male, D-sub

PIN#	Symbol	COM1 [RS232]	COM3 [RS232]
1	Not used		
2	RxD	Received Data	
3	TxD	Transmitted Data	
4	Not used		
5	GND	Ground	
6	Not used		
7	RTS	Ready to send	Transmitted Data
8	CTS	Clear to send	Received Data
9	Not used		

COM1 / COM3 [RS485] / CAN Bus 9 Pin, Female, D-sub

PIN#	Symbol	Com 1 [RS485]2w	Com 1 [RS485]4w	Com 3 [RS485]	CAN Bus
1	Rx-	Data-	Rx-		
2	Rx+	Data+	Rx+		
3	Tx-		Tx-		
4	Tx+		Tx+		
5	GND	Ground			
6	Data-			Data-	
7	CAN_L				CAN_L
8	CAN_H				CAN_H
9	Data+			Data+	