

## HMI with 4.3" TFT Display

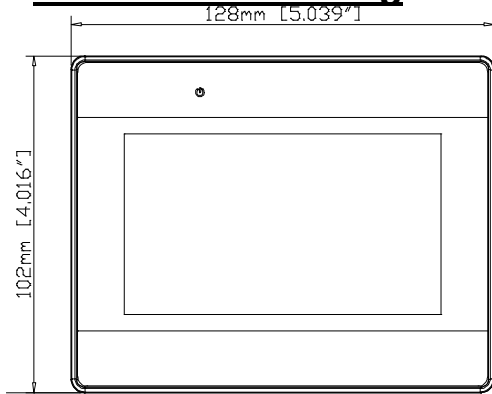


### ◆ Features

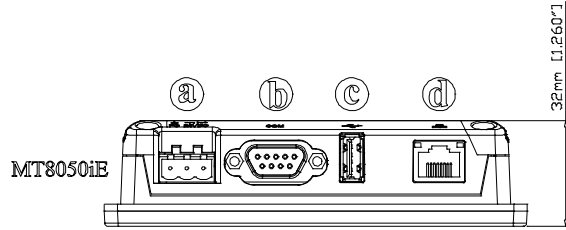
- 4.3" 480 x 272 TFT LCD, LED Backlight
- Slim design
- Fan-less Cooling System
- COM1 and COM3 RS-485 2W support MPI 187.5K, please use one at one time
- PCB coating process ensures high reliability to resist from corrosive in harsh environment
- Built-in Power Isolator
- NEMA4 / IP65 Compliant Front Panel

<b>Display</b>	Display	4.3" TFT
	Resolution	480 x 272
	Brightness (cd/m <sup>2</sup> )	400
	Contrast Ratio	500:1
	Backlight Type	LED
	Backlight Life Time	>30,000 hrs.
	Colors	16.7M
<b>Touch Panel</b>	Type	4-wire Resistive Type
	Accuracy	Active Area Length(X)±2%, Width(Y)±2%
<b>Memory</b>	Flash	128 MB
	RAM	128 MB
<b>Processor</b>		32 bits RISC Cortex-A8 600MHz
<b>I/O Port</b>	SD Card Slot	N/A
	USB Host	USB 2.0 x 1
	USB Client	N/A
	Ethernet	10/100 Base-T x 1
	COM Port	COM1: RS-232/RS-485 2W/4W, COM3: RS-485 2W
	RS-485 Dual Isolation	N/A
	CAN Bus	N/A
	HDMI	N/A
	Audio Output	N/A
Video Input	N/A	
<b>RTC</b>		Built-in
<b>Power</b>	Input Power	24±20%VDC
	Power Isolation	Built-in
	Power Consumption	300mA@24VDC
	Voltage Resistance	500VAC (1 min.)
	Isolation Resistance	Exceed 50MΩ at 500VDC
Vibration Endurance	10 to 25Hz (X, Y, Z direction 2G 30 minutes)	
<b>Specification</b>	PCB Coating	Yes
	Enclosure	Plastic
	Dimensions WxHxD	128 x 102 x 32 mm
	Panel Cutout	119 x 93 mm
	Weight	Approx. 0.25 kg
	Mount	Panel mount
<b>Environment</b>	Protection Structure	UL Type 4X (indoor use only) / NEMA4 / IP65 Compliant Front Panel
	Storage Temperature	-20° ~ 60°C (-4° ~ 140°F)
	Operating Temperature	0° ~ 50°C (32° ~ 122°F)
	Relative Humidity	10% ~ 90% (non-condensing)
<b>Certificate</b>	CE	CE marked
	UL	cULus Listed
<b>Software</b>		EasyBuilder Pro V4.00.01 or later versions

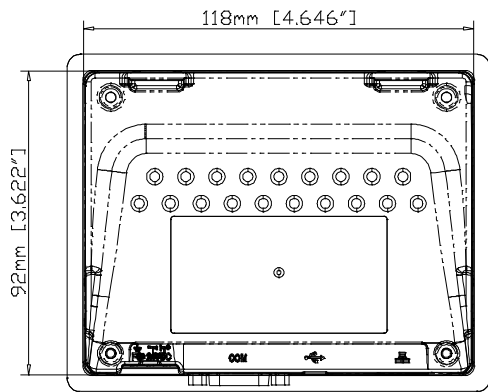
### ◆ Dimensions Drawing



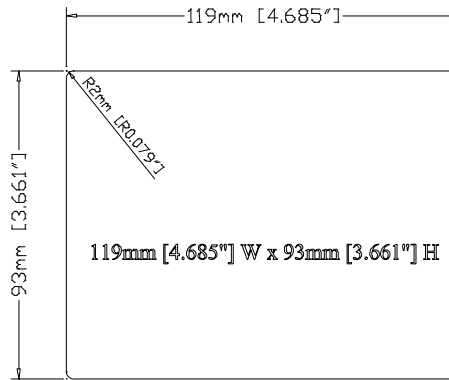
*Front View*



*Bottom View*

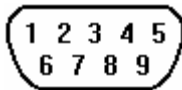


*Rear View*



*Cutout Dimensions*

### Pin Designations



Pin assignment of the 9 Pin, Male, D-sub  
 COM1: RS-232/RS-485 2W/4W  
 COM3: RS-485 2W

PIN#	Symbol	COM1 [RS485]		COM1 [RS232]	COM3 [RS485]
		4 wire	2 wire		
1	Rx-	Rx-	Data-		
2	Rx+	Rx+	Data+		
3	Tx-	Tx-			
4	TX+	TX+			
5	GND	GND			
6	TxD			Transmit	
7	Data-				Data-
8	Data+				Data+
9	RxD			Receive	

a	Power Connector
b	COM1: RS-232/RS-485 2W/4W COM3: RS-485 2W
c	USB Host Port
d	Ethernet Port

### *Ordering Information*

☐ **MT8050iE:**  
 4.3" TFT LCD HMI, 128 MB flash memory /  
 128 MB DDR2 RAM on board.