



Feature

- 10.1" 800 x 480 TFT LCD, LED Backlight
- Fan-less Cooling System
- Built-in 128 MB Flash Memory
- One USB Host Port
- COM1 and COM3 RS-485 dual isolation design ensures reliable operation in complex grounding application.
- COM1 and COM3 RS-485 2W support MPI 187.5K, please use one at one time
- PCB coating process ensures high reliability to resist from corrosion in harsh environment.
- Built-in Power Isolator
- NEMA4 / IP65 Compliant Front Panel

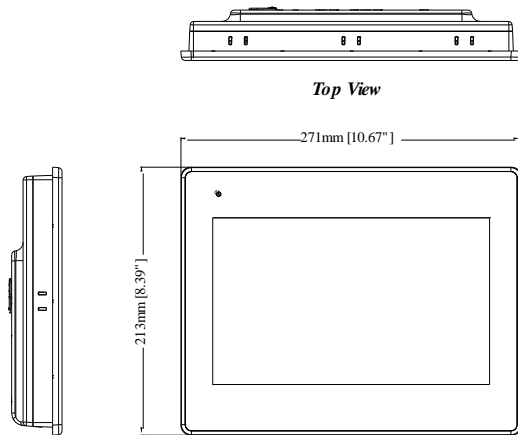
Display	Display	10.1" TFT
	Resolution	800 x 480
	Brightness (cd/m ²)	300
	Contrast Ratio	500:1
	Backlight Type	LED
	Backlight Life Time	>30,000 hrs.
	Colors	262K
Touch Panel	Type	4-wire Resistive Type
	Accuracy	Active Area Length(X)±2%, Width(Y)±2%
Memory	Flash	128 MB
	RAM	128 MB
Processor		32 bits RISC Cortex-A8 600MHz
I/O Port	SD Card Slot	N/A
	USB Host	USB 2.0 x 1
	USB Client	N/A
	Ethernet	10/100 Base-T x 1
	COM Port	COM1: RS-232/RS-485 2W/4W, COM3: RS-485 2W
	RS-485 Dual Isolation	Yes
	CAN Bus	N/A
	HDMI	N/A
	Audio Output	N/A
	Video Input	N/A
RTC		Built-in
Power	Input Power	24±20%VDC
	Power Isolation	Built-in
	Power Consumption	maximum 600mA@24VDC, Class2
	Voltage Resistance	500VAC (1 min.)
	Isolation Resistance	Exceed 50MΩ at 500VDC
	Vibration Endurance	10 to 25Hz (X, Y, Z direction 2G 30 minutes)

Specification	PCB Coating	Yes
	Enclosure	Plastic
	Dimensions WxHxD	271 x 213 x 40 mm
	Panel Cutout	260 x 202 mm
	Weight	Approx. 1.3 kg
	Mount	Panel mount
Environment	Protection Structure	UL Type 4X (indoor use only) / NEMA4 / IP65 Compliant Front Panel
	Storage Temperature	-20° ~ 60°C (-4° ~ 140°F)
	Operating Temperature	0° ~ 50°C (32° ~ 122°F)
	Relative Humidity	10% ~ 90% (non-condensing)
Certificate	CE	CE marked
	UL	cULus Listed
Software		EasyBuilder Pro V5.00.01 or later versions

Software Features

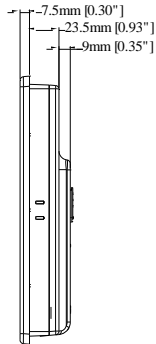
Project Size	16MB
History Data Size	16MB
Embed Pictures in Project	✓
Embed PLC Tag Information in Project	✓
Project Protection	✓
Enhanced Security	✓
Recipe Database / View Database	✓
Operation Log / Operation View	✓
eMail	✓
Media Player	N/A
Audio Output	N/A
Video Input	N/A
USB CAM	N/A
Flow Block	✓
Combo Button	✓
Circular Trend Display	✓
Picture View	✓
CAN Bus	N/A
VNC	✓
Download Project via USB Cable	N/A
Download Project via USB Disk	✓
Download Project via Ethernet	✓
User-Defined Boot Screen	✓
EasySystemSetting	✓

Dimensions

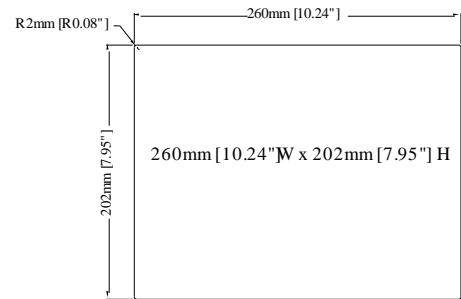


Side View

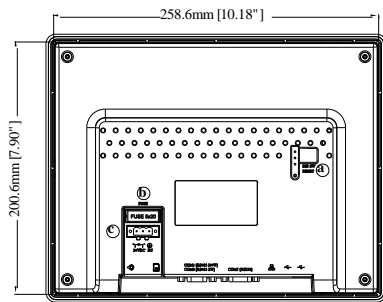
Front View



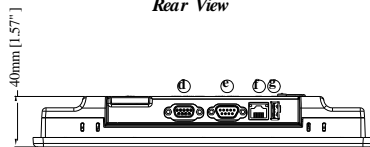
Side View



Cutout Dimensions



Rear View



Bottom View

a.	DIP SW
b.	Fuse
c.	Power Connector
d.	COM1 RS-485 2W/4W, COM3 RS485 2W
e.	COM1 RS232
f.	Ethernet Port
g.	USB Host Port

Ordering Information

MT8100iE2:

10.1" 800 x 480 TFT LCD HMI, Built-in 128 MB flash memory / 128 MB DDR2 RAM

Pin Assignment:

COM1 [RS232] 9 Pin, Male, D-sub

PIN#	Symbol	COM1 [RS232]
1	Not used	
2	RxD	Received Data
3	TxD	Transmitted Data
4	Not used	
5	GND	Ground
6	Not used	
7	RTS	Ready to send output
8	CTS	Clear to send input
9	Not used	

COM1 [RS485] / COM3 [RS485] 9 Pin, Female, D-sub

PIN#	Symbol	COM1 [RS485]		COM3 [RS485]
		2W	4W	
1	Rx-	Data-	Rx-	
2	Rx+	Data+	Rx+	
3	Tx-		Tx-	
4	Tx+		Tx+	
5	GND	GND(COM1)		
6	Not used			
7	Data-			Data-
8	Data+			Data+
9	GND			GND(COM3)