

Artrich Inverter AR200/216/600 Series

Supported Series: Artrich Inverter AR200/216/600 Series

Website: www.artrich.cn

HMI Setting:

Parameters	Recommended	Options	Notes
PLC type	Artrich Inverter AR200/216/600 Series		
PLC I/F	RS485 2W		
Baud rate	9600		
Data bits	8		
Parity	None		
Stop bits	1		
PLC sta. no.	1		

Device Address:

Bit/Word	Device type	Format	Range	Memo
B	F3002_bit	Hh	0 ~ 0f	
B	F3003_bit	Hh	0 ~ 0f	
W	F0-0 ~ F0-1	D	0	W/R
W	F0-2	D	0 ~ 1	W/R *Note1
W	F0-3 ~ F0-178	D	0	W/R
W	F2-0 ~ F2-16	D	0	Read only
W	F3000 ~ F3001	D	0	Write only
W	F3002 ~ F3003	D	0	Read only
W	FC01 ~ FC12	D	0	Read only

Note 1: Value 0 means write to NAND Flash (Data will be saved after power off.) Value 1 means write to RAM (Data will not be saved after power off.)

Wiring Diagram:

RS-485 2W 8P RJ45 (Diagram 1 ~ Diagram 6)

Diagram 1

cMT Series

cMT3151

eMT Series

eMT3070 / eMT3105 / eMT3120 / eMT3150

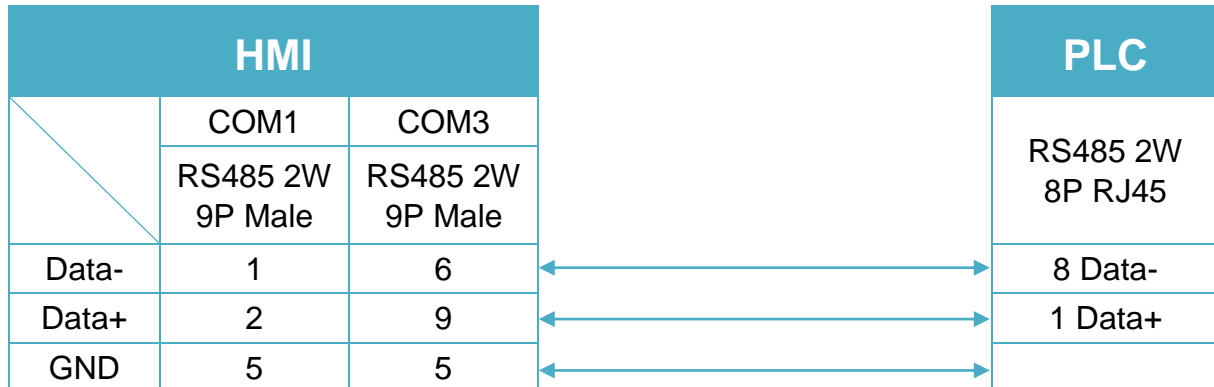


Diagram 2

cMT Series

cMT-SVR / cMT-G01 / cMT-G02 / cMT-HDM / cMT-FHD

mTV

mTV

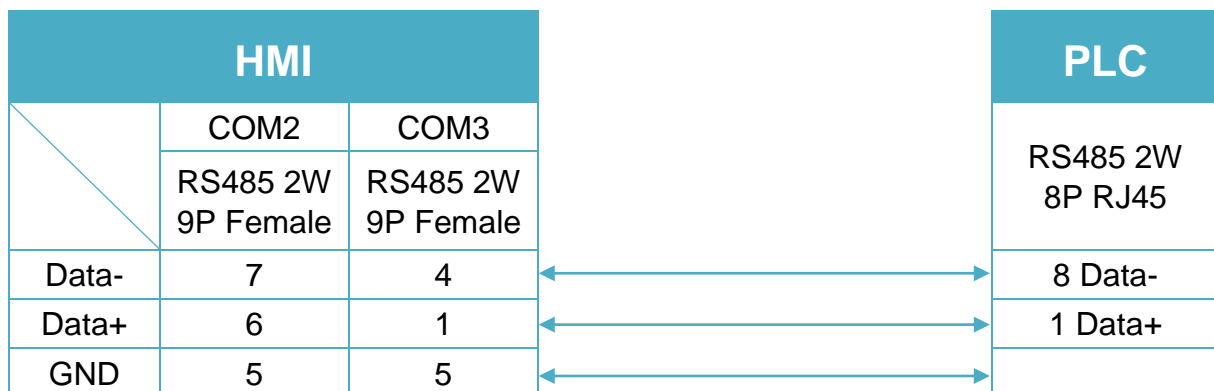


Diagram 3

MT-iE *MT8070iE / MT6070iE / MT8100iE / MT8121iE / MT8150iE*

MT-XE *MT8121XE / MT8150XE*

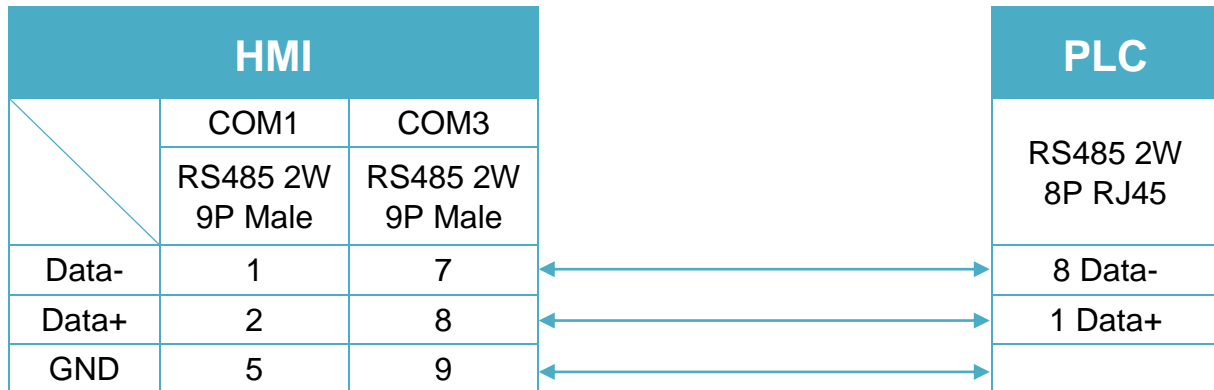


Diagram 4

cMT Series *cMT3071 / cMT3072 / cMT3090 / cMT3103*

MT-iE *MT8071iE / MT6071iE / MT8072iE / MT6072iE / MT8073iE /
MT8101iE / MT8102iE / MT8103iE*

MT-XE *MT8090XE / MT8092XE*

MT-iP *MT6103iP / MT8102iP*

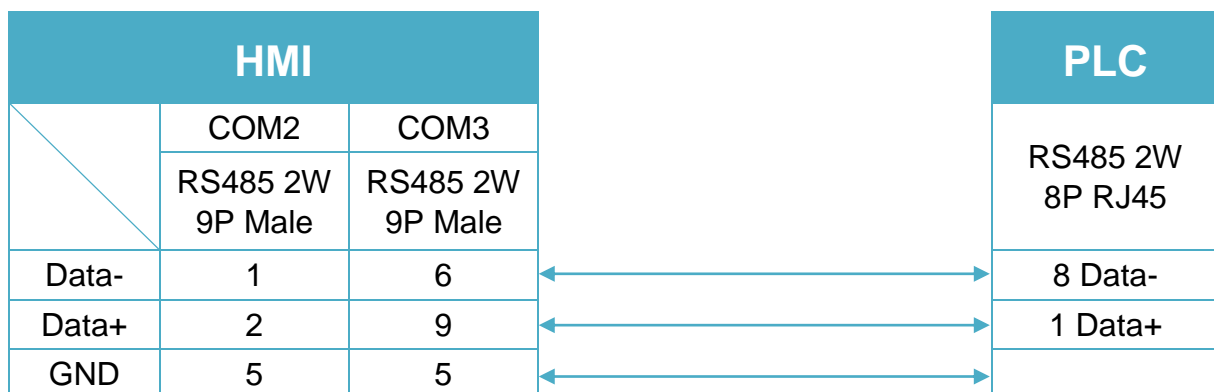


Diagram 5

MT-iE *MT8050iE / MT8053iE*

MT-iP *MT6051iP / MT8051iP*

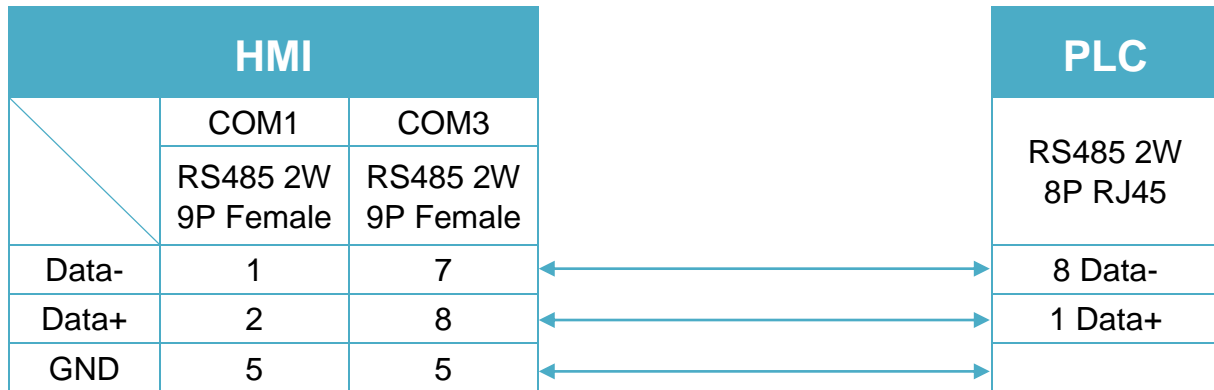



Diagram 6

MT-iP *MT6071iP / MT8071iP*



RS-485 2W Terminal (Diagram 7 ~ Diagram 12)

Diagram 7

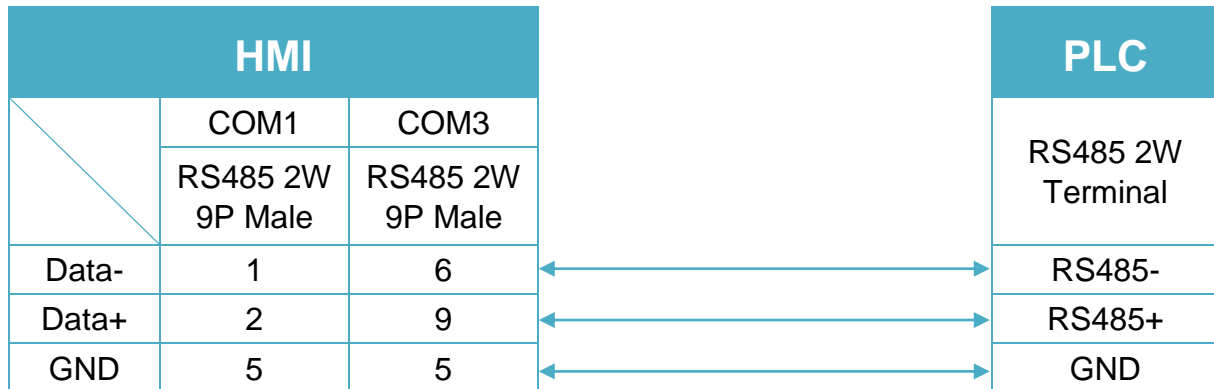
cMT Series
cMT3151
eMT Series
eMT3070 / eMT3105 / eMT3120 / eMT3150


Diagram 8

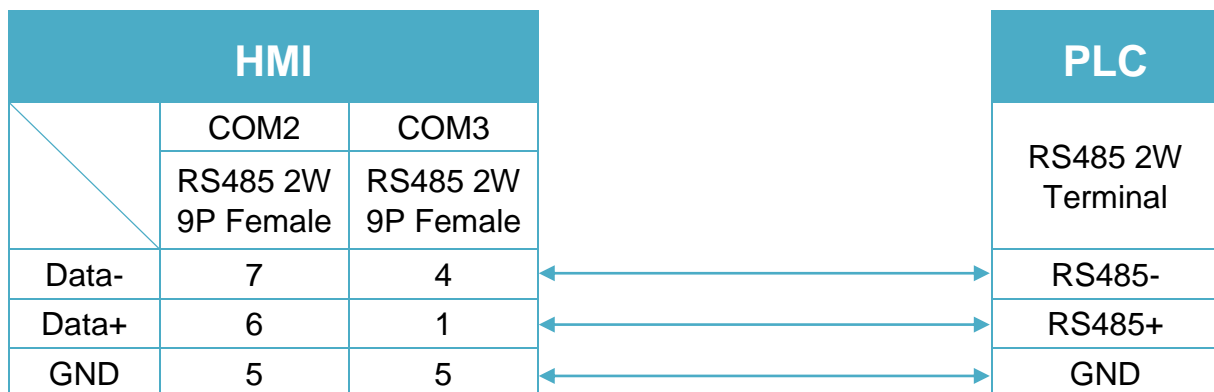
cMT Series
cMT-SVR / cMT-G01 / cMT-G02 / cMT-HDM / cMT-FHD
mTV
mTV


Diagram 9

MT-iE **MT8070iE / MT6070iE / MT8100iE / MT8121iE / MT8150iE**

MT-XE **MT8121XE / MT8150XE**

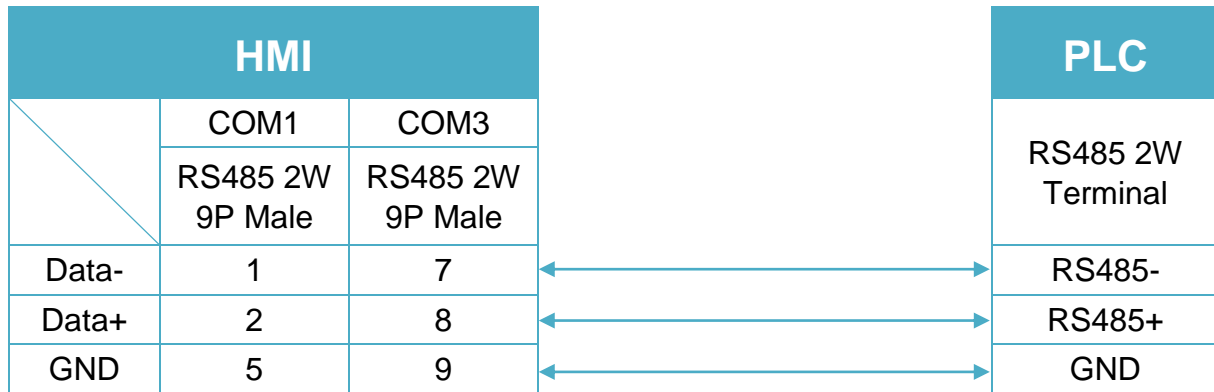


Diagram 10

cMT Series **cMT3071 / cMT3072 / cMT3090 / cMT3103**

MT-iE **MT8071iE / MT6071iE / MT8072iE / MT6072iE / MT8073iE /
MT8101iE / MT8102iE / MT8103iE**

MT-XE **MT8090XE / MT8092XE**

MT-iP **MT6103iP / MT8102iP**

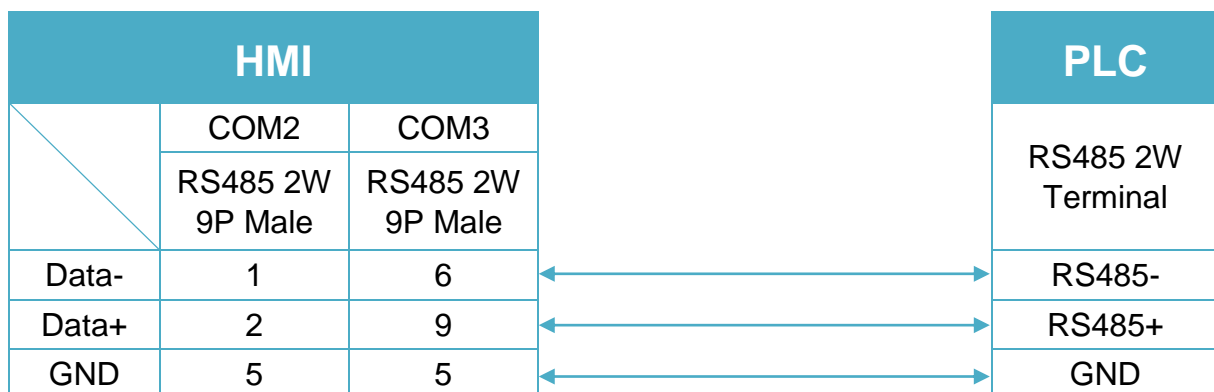


Diagram 11

MT-iE *MT8050iE / MT8053iE*

MT-iP *MT6051iP / MT8051iP*

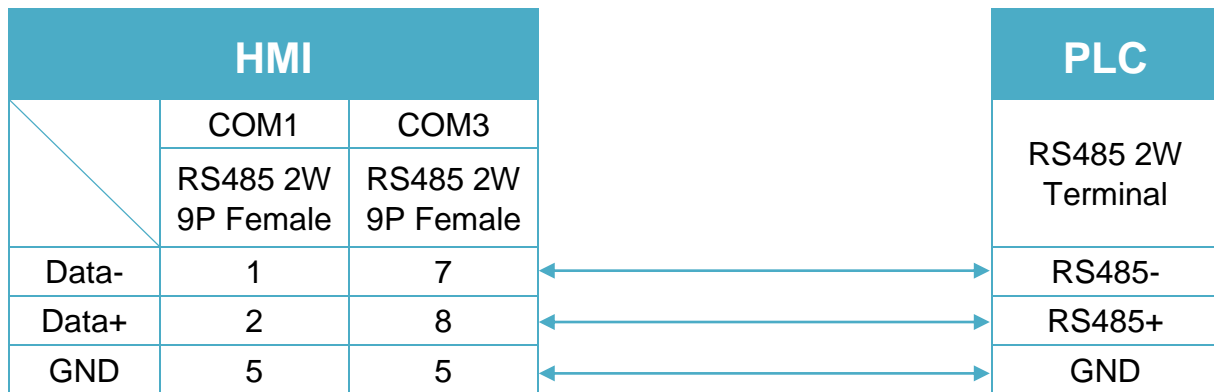


Diagram 12

MT-iP *MT6071iP / MT8071iP*

