

## Change

Supported Series: Compressor controller

Website: <http://www.sh-changjia.com/>

### HMI Setting:

Parameters	Recommended	Options	Notes
PLC type	Change		
PLC I/F	RS485 2W		
Baud rate	9600		
Data bits	8		
Parity	None		
Stop bits	1		
PLC sta. no.	1	1~6	

### Device Address:

Bit/Word	Device type	Format	Range	Memo
B	CTL	DDD	0 ~ 5, 128, 150	Write only
DW	SET	DDD	0 ~ 57, 128	
DW	STATUS	DD	1 ~ 20	Read only

### Wiring Diagram:

RS-485 2W Terminal (Diagram 1 ~ Diagram 6)

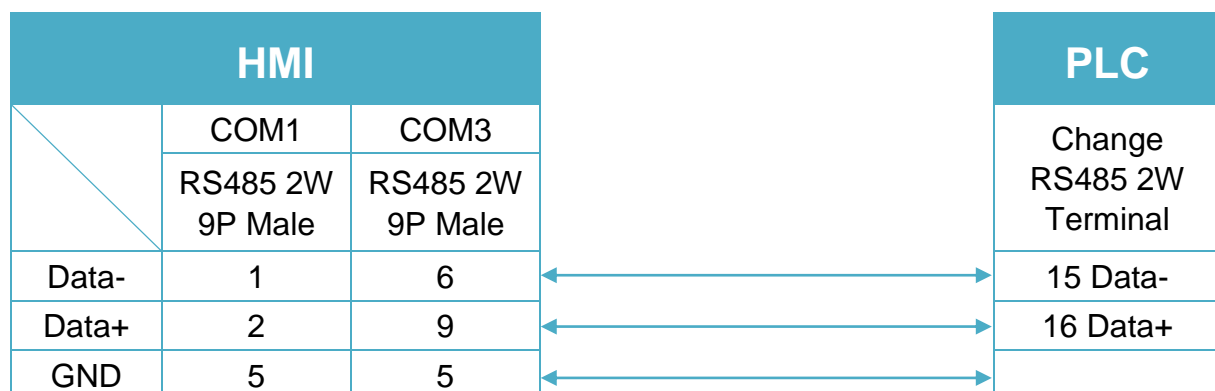
#### Diagram 1

**cMT Series**

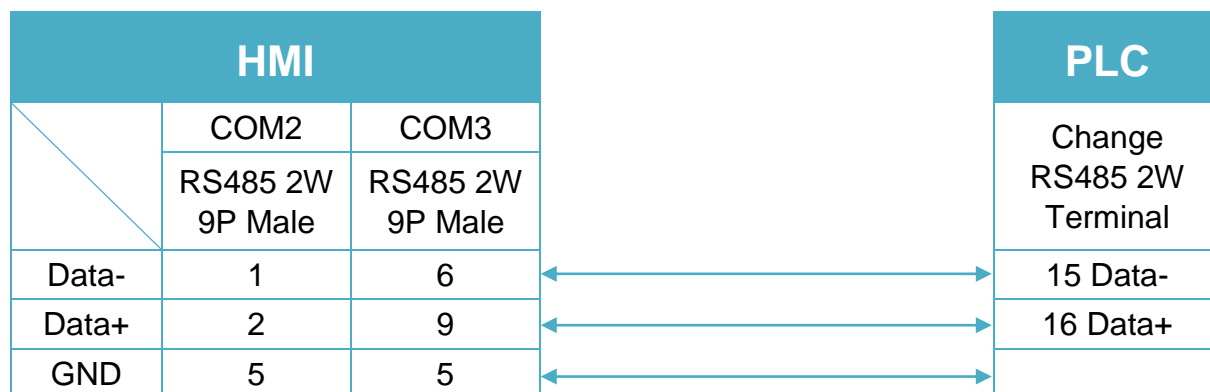
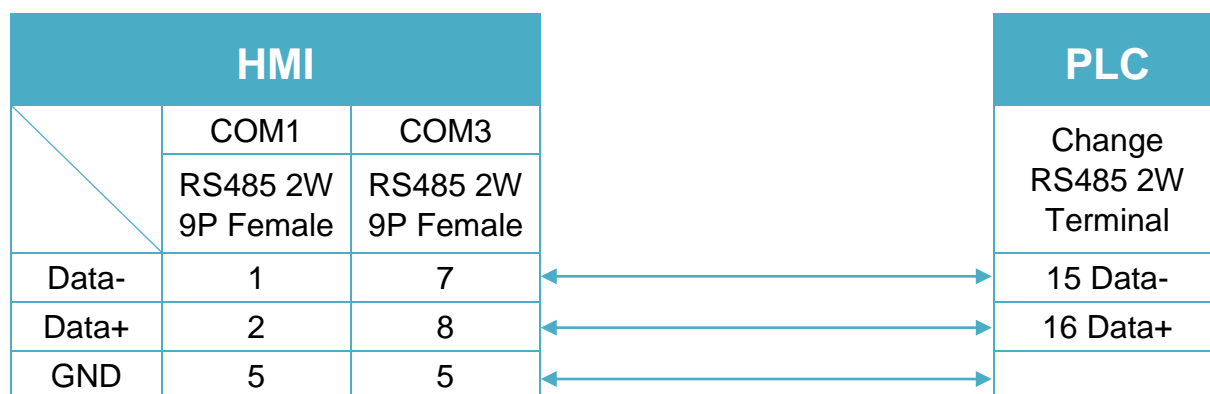
**cMT3151**

**eMT Series**

**eMT3070 / eMT3105 / eMT3120 / eMT3150**






**Diagram 5**
**MT-iE** *MT8050iE / MT8053iE*
**MT-iP** *MT6051iP / MT8051iP*

**Diagram 6**
**MT-iP** *MT6071iP / MT8071iP*
