

## JTEKT Toyopuc PCk06

Supported Series: JTEKT Toyopuc PCk06

Website: <http://www.jtekt.co.jp/>

### HMI Setting:

Parameters	Recommended	Options	Notes
PLC type	JTEKT Toyopuc PCk06		
PLC I/F	RS232	RS232	
Baud rate	9600	9600, 19200, 38400	
Data bits	8		
Parity	Odd	Odd, Even, None	
Stop bits	1	1, 2	
PLC sta. no.	N/A		

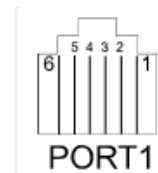
### Device Address:

Bit/Word	Device type	Format	Range	Memo
B	K_Bit	Hh	0 ~ ff	
B	1K_Bit	Hh	0 ~ ff	
B	V_Bit	Hh	0 ~ ff	
B	T_Bit	Hh	0 ~ ff	
B	1C_Bit	Hh	0 ~ 7f	
B	L_Bit	HHh	0 ~ 7ff	
B	X_Bit	Hh	0 ~ ff	
B	1X_Bit	Hh	0 ~ ff	
B	4Y_Bit	Hh	0 ~ ff	
B	5Y_Bit	Hh	0 ~ ff	
B	M_Bit	Hh	0 ~ ff	
B	1M_Bit	Hh	0 ~ ff	
B	4M_Bit	Hh	0 ~ ff	
B	S_Bit	HHHh	0 ~ 3fff	
B	N_Bit	HHh	0 ~ fff	
B	1N_Bit	HHh	0 ~ 7ff	
B	D_Bit	HHHh	0 ~ cfff	
B	1D_Bit	HHHh	0 ~ ffff	
W	K	H	0 ~ f	
W	1K	H	0 ~ f	
W	V	H	0 ~ f	

Bit/Word	Device type	Format	Range	Memo
W	T	H	0 ~ f	
W	1C	H	0 ~ 7	
W	L	HH	0 ~ 7f	
W	X	H	0 ~ f	
W	1X	H	0 ~ f	
W	4Y	H	0 ~ f	
W	5Y	H	0 ~ f	
W	M	H	0 ~ f	
W	1M	H	0 ~ f	
W	4M	H	0 ~ f	
W	S	HHH	0 ~ 3ff	
W	N	HH	0 ~ ff	
W	1N	HH	0 ~ 7f	
W	D	HHH	0 ~ cff	
W	1D	HHH	0 ~ fff	

## Wiring Diagram:

RS232 CPU Port1 (Diagram 1 ~ Diagram 3)



### Diagram 1

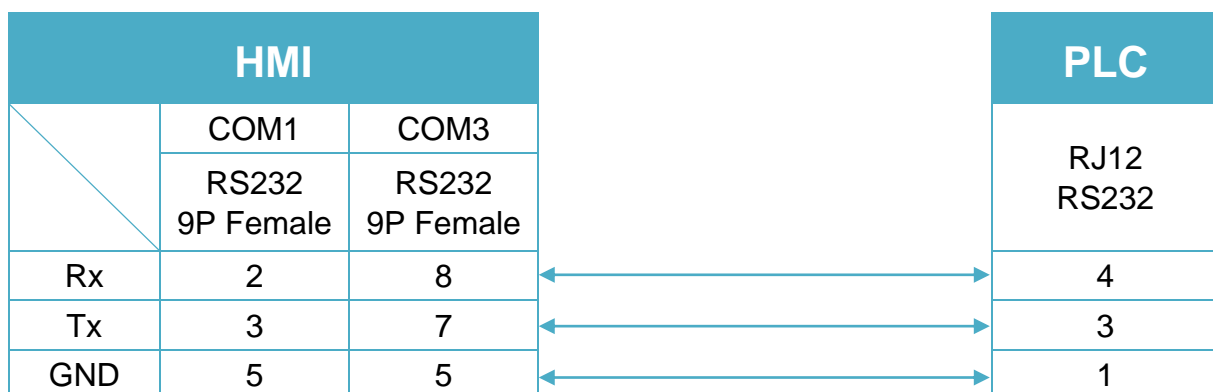
**cMT Series**                      *cMT3071 / cMT3072 / cMT3090 / cMT3103 / cMT3151*

**eMT Series**                      *eMT3070 / eMT3105 / eMT3120 / eMT3150*

**MT-iE**                              *MT8073iE / MT8102iE*


**MT-XE**                              *MT8092XE*

**MT-iP**                                *MT6103iP / MT8102iP*




## Diagram 2

<b>cMT Series</b>	<b><i>cMT-SVR / cMT-G01 / cMT-G02 / cMT-HDM / cMT-FHD</i></b>
<b>mTV</b>	<b><i>mTV</i></b>
<b>MT-iE</b>	<b><i>MT8070iE / MT6070iE / MT8100iE / MT8121iE / MT8150iE / MT8071iE / MT6071iE / MT8072iE / MT6072iE / MT8073iE / MT8101iE / MT8102iE / MT8103iE</i></b>
<b>MT-XE</b>	<b><i>MT8121XE / MT8150XE / MT8090XE</i></b>



## Diagram 3

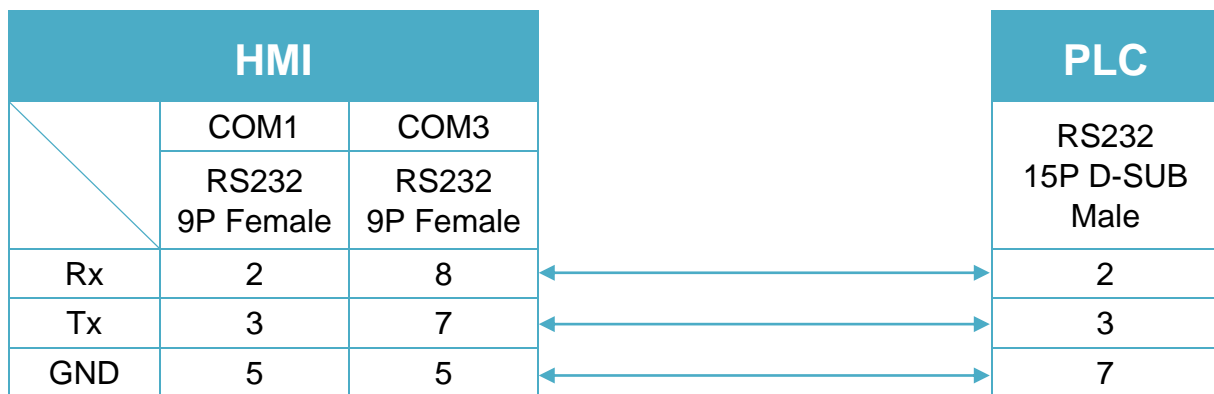
<b>MT-iE</b>	<b><i>MT8050iE / MT8053iE</i></b>
<b>MT-iP</b>	<b><i>MT6051iP / MT8051iP / MT6071iP / MT8071iP</i></b>



RS232 CPU Port2 (Diagram 4 ~ Diagram 6)

### Diagram 4

<b>cMT Series</b>	<i>cMT3071 / cMT3072 / cMT3090 / cMT3103 / cMT3151</i>
<b>eMT Series</b>	<i>eMT3070 / eMT3105 / eMT3120 / eMT3150</i>
<b>MT-iE</b>	<i>MT8073iE / MT8102iE</i>
<b>MT-XE</b>	<i>MT8092XE</i>
<b>MT-iP</b>	<i>MT6103iP / MT8102iP</i>



### Diagram 5

<b>cMT Series</b>	<i>cMT-SVR / cMT-G01 / cMT-G02 / cMT-HDM / cMT-FHD</i>
<b>mTV</b>	<i>mTV</i>
<b>MT-iE</b>	<i>MT8070iE / MT6070iE / MT8100iE / MT8121iE / MT8150iE / MT8071iE / MT6071iE / MT8072iE / MT6072iE / MT8073iE / MT8101iE / MT8102iE / MT8103iE</i>
<b>MT-XE</b>	<i>MT8121XE / MT8150XE / MT8090XE</i>



## Diagram 6

**MT-iE** *MT8050iE / MT8053iE*

**MT-iP** *MT6051iP / MT8051iP / MT6071iP / MT8071iP*

