

## Mitsubishi Q00J

Supported Series: Mitsubishi Q00J CPU

### HMI Setting:

Parameters	Recommended	Options	Notes
PLC type	Mitsubishi Q00J		
PLC I/F	RS232		CPU port
Baud rate	115200	9600,19200,38400, 57600,115200	
Data bits	8		
Parity	Odd		
Stop bits	1		
PLC sta. no.			

<b>Online simulator</b>	NO	<b>Extend address mode</b>	NO
-------------------------	----	----------------------------	----

\*Support communications between HMI and PLC in pass-through mode

\*Set LW-9903 to 2 to enhance the speed of download/upload PLC program in pass-through mode

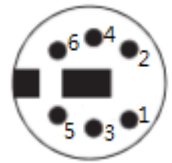
### Device Address:

Bit/Word	Device	Format	Range	Memo
B	SM	DDDD	0 ~ 1023	
B	X	HHH	0 ~ 7ff	
B	Y	HHH	0 ~ 7ff	
B	M	DDDDD	0 ~ 61439	
B	L	DDDD	0 ~ 2047	
B	F	DDDD	0 ~ 1023	
B	V	DDDD	0 ~ 1023	
B	B	HHH	0 ~ 7ff	
B	SB	HHH	0 ~ 3ff	
B	D_Bit	DDDDDDh	0 ~ 4212735f	
W	SD	DDDD	0 ~ 1023	
W	D	DDDDDD	0 ~ 4212735	
W	W	HHH	0 ~ 7ff	
W	SW	HHH	0 ~ 3ff	

Bit/Word	Device	Format	Range	Memo
W	Z	D	0 ~ 9	
W	C	DDD	0 ~ 511	
W	T	DDD	0 ~ 511	

## Wiring Diagram:

The following is the view from the soldering point of a connector.



### Diagram 1

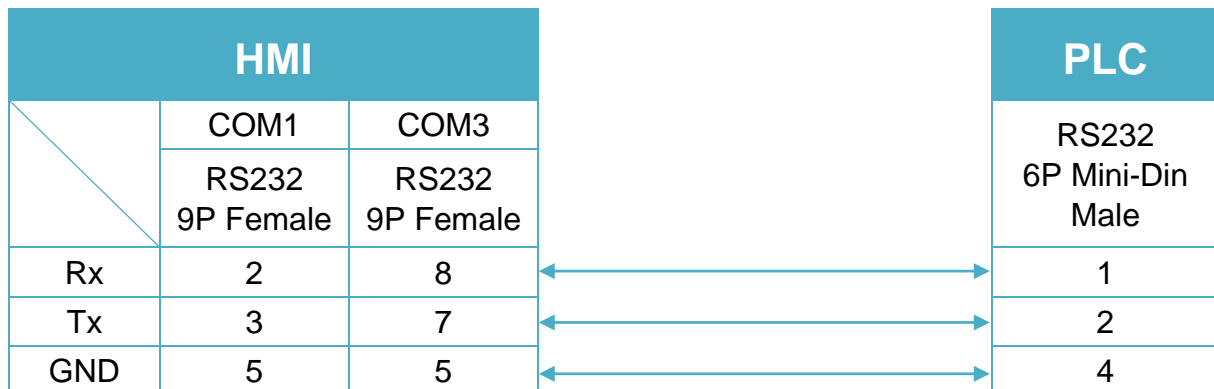
**cMT Series**                      *cMT3071 / cMT3072 / cMT3090 / cMT3103 / cMT3151*

**eMT Series**                      *eMT3070 / eMT3105 / eMT3120 / eMT3150*

**MT-iE**                              *MT8073iE / MT8102iE*

**MT-XE**                            *MT8092XE*

**MT-iP**                              *MT6103iP / MT8102iP*




## Diagram 2

<b>cMT Series</b>	<b><i>cMT-SVR / cMT-G01 / cMT-G02 / cMT-HDM / cMT-FHD</i></b>
<b>mTV</b>	<b><i>mTV</i></b>
<b>MT-iE</b>	<b><i>MT8070iE / MT6070iE / MT8100iE / MT8121iE / MT8150iE / MT8071iE / MT6071iE / MT8072iE / MT6072iE / MT8073iE / MT8101iE / MT8102iE / MT8103iE</i></b>
<b>MT-XE</b>	<b><i>MT8121XE / MT8150XE / MT8090XE</i></b>



## Diagram 3

<b>MT-iE</b>	<b><i>MT8050iE / MT8053iE</i></b>
<b>MT-iP</b>	<b><i>MT6051iP / MT8051iP / MT6071iP / MT8071iP</i></b>



MT8-Mitsubishi-Q-3M cable can connect HMI with Mitsubishi Q series directly.