

SHJ-A

HMI Setting:

Parameters	Recommended	Options	Notes
PLC type	SHJ-A		
PLC I/F	RS485 2W		
Baud rate	9600		
Data bits	8		
Parity	None		
Stop bits	1		
PLC sta. no.	0		

Device Address:

Bit/Word	Device type	Format	Range	Memo
W	Word	DD	0 ~ 89	

Wiring Diagram:

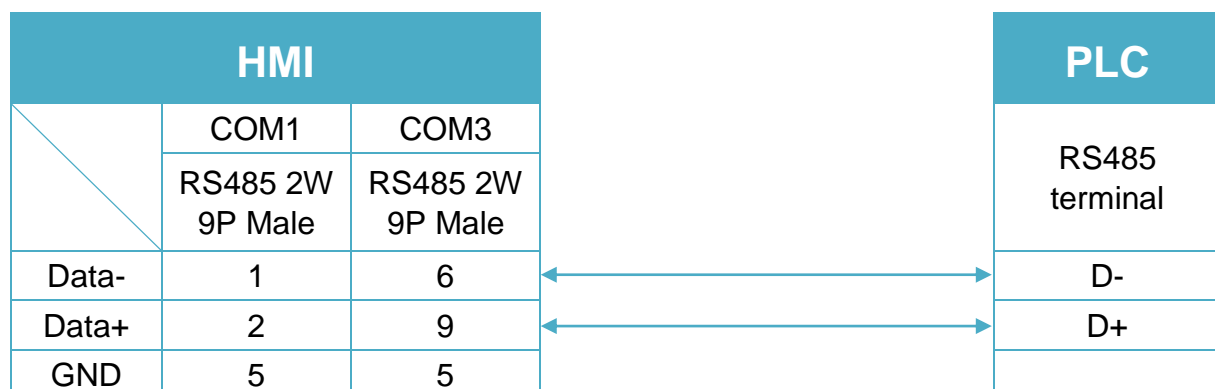
Diagram 1

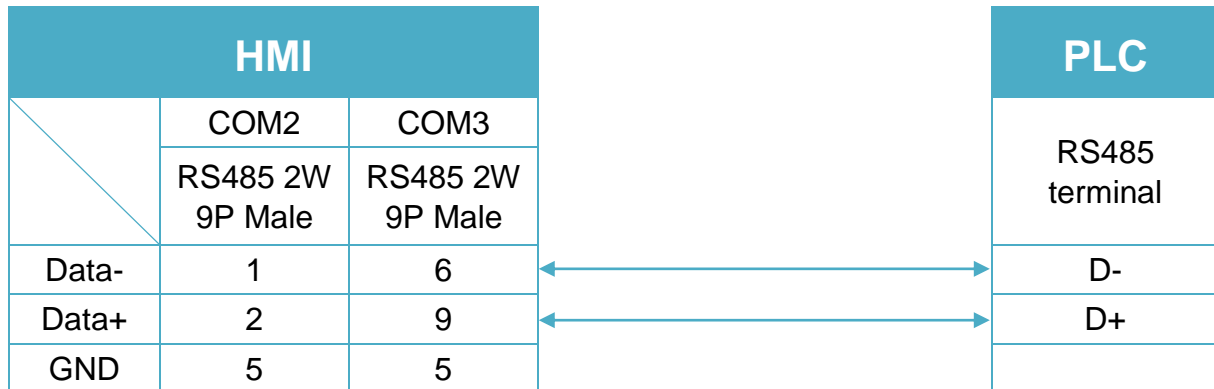
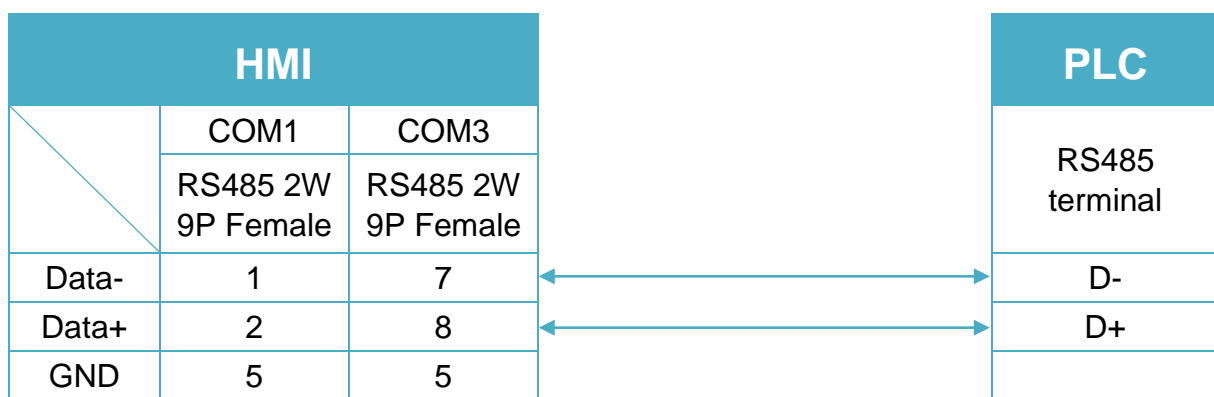
cMT Series

cMT3151

eMT Series

eMT3070 / eMT3105 / eMT3120 / eMT3150




Diagram 5
MT-iE *MT8050iE / MT8053iE*
MT-iP *MT6051iP / MT8051iP*

Diagram 6
MT-iP *MT6071iP / MT8071iP*
