

## YASKAWA MP Series SIO (Extension)

Supported Series: YASKAWA MP2200, MP2300, MP2300S, MP9xx communication module.

Website: <http://www.yaskawa.com/>

### HMI Setting:

Parameters	Recommended	Options	Notes
PLC type	YASKAWA MP Series SIO (Extension)		
PLC I/F	RS485	RS232/RS485 2w/4w	
Baud rate	19200	9600~57600	
Data bits	8		
Parity	Even		
Stop bits	1		
PLC sta. no.	1	1-31	

### Device Address:

Bit/Word	Device type	Format	Range	Memo
B	SB	DDDDh	0 ~ 8191F	
B	IB	HHHHh	0 ~ FFFFF	
B	OB	HHHHh	0 ~ FFFFF	
B	MB	DDDDh	0 ~ 65534F	
W	SW	DDDD	0 ~ 8191	
W	IW	HHHH	0 ~ FFFF	
W	OW	HHHH	0 ~ FFFF	
W	MW	DDDD	0 ~ 65534	

## Wiring Diagram:

RS-232 9P D-Sub (Diagram 1~ Diagram 3)

### Diagram 1

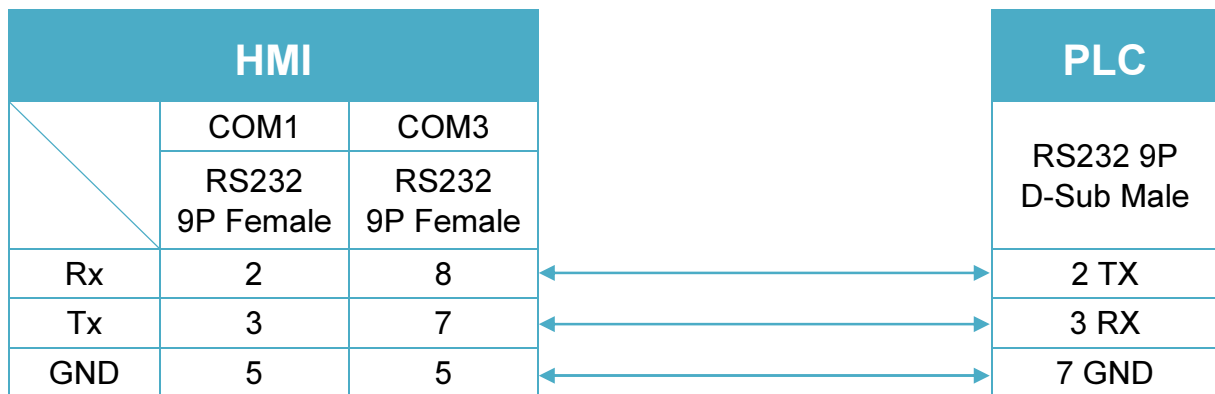
**cMT Series**                      *cMT3071 / cMT3072 / cMT3090 / cMT3103 / cMT3151*

**eMT Series**                      *eMT3070 / eMT3105 / eMT3120 / eMT3150*

**MT-iE**                              *MT8073iE / MT8102iE*

**MT-XE**                              *MT8092XE*

**MT-iP**                                *MT6103iP / MT8102iP*




## Diagram 2

**cMT Series**                      *cMT-SVR / cMT-G01 / cMT-G02 / cMT-HDM / cMT-FHD*

**mTV**                                *mTV*

**MT-iE**                              *MT8070iE / MT6070iE / MT8100iE / MT8121iE / MT8150iE /  
MT8071iE / MT6071iE / MT8072iE / MT6072iE / MT8073iE /  
MT8101iE / MT8102iE / MT8103iE*


**MT-XE**                              *MT8121XE / MT8150XE / MT8090XE*



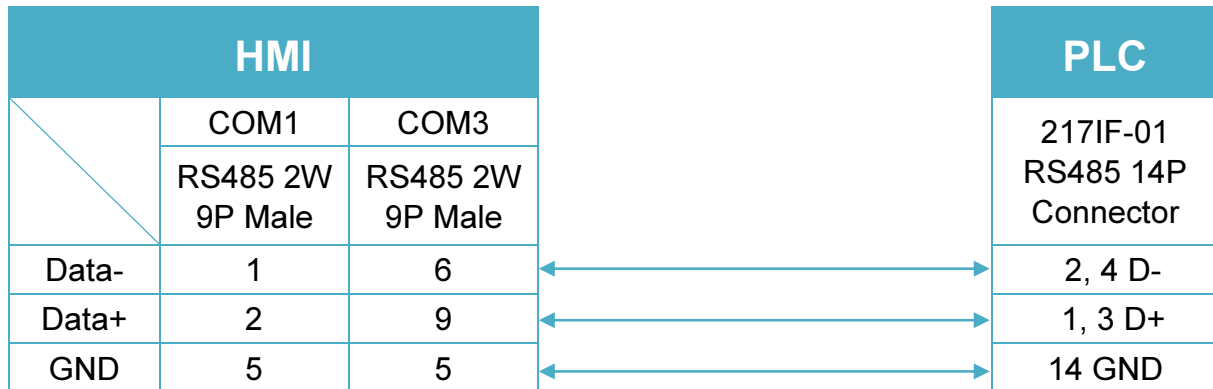
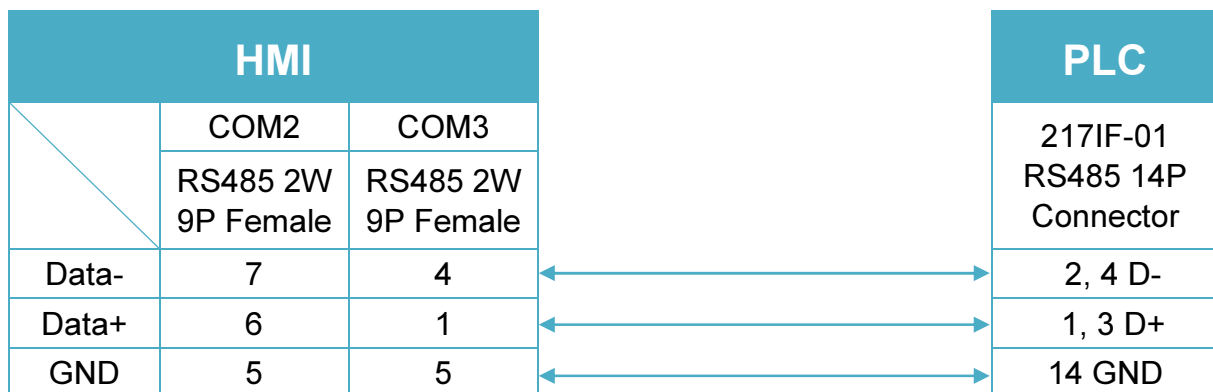
## Diagram 3

**MT-iE**                              *MT8050iE / MT8053iE*

**MT-iP**                                *MT6051iP / MT8051iP / MT6071iP / MT8071iP*



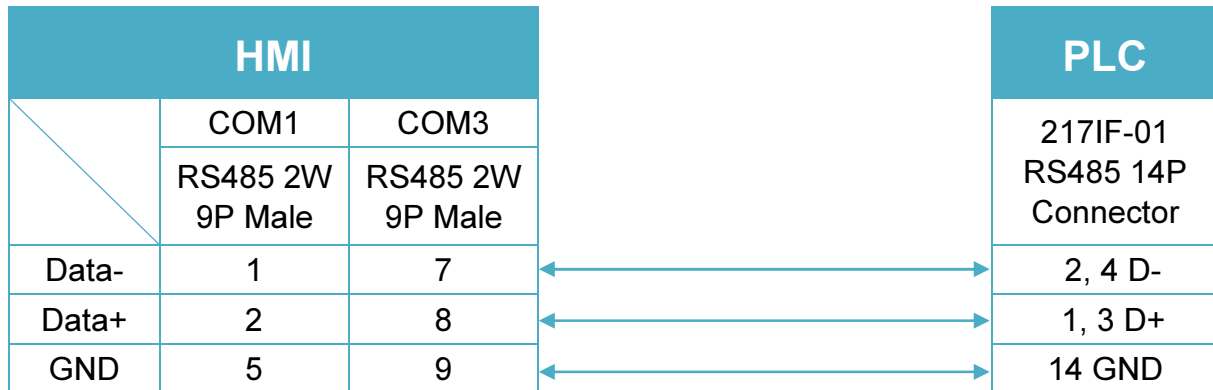
## 217IF-01 RS485 14P Connector (Diagram 4~ Diagram 9)

**Diagram 4**
**cMT Series**                      *cMT3151*
**eMT Series**                      *eMT3070 / eMT3105 / eMT3120 / eMT3150*

**Diagram 5**
**cMT Series**                      *cMT-SVR / cMT-G01 / cMT-G02 / cMT-HDM / cMT-FHD*
**mTV**                                *mTV*


## Diagram 6

**MT-iE** *MT8070iE / MT6070iE / MT8100iE / MT8121iE / MT8150iE*

**MT-XE** *MT8121XE / MT8150XE*



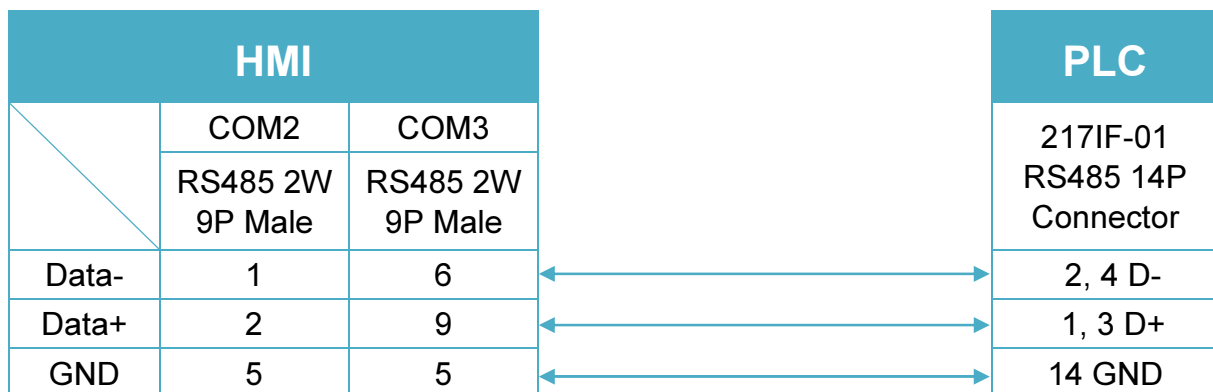
## Diagram 7

**cMT Series** *cMT3071 / cMT3072 / cMT3090 / cMT3103*

**MT-iE** *MT8071iE / MT6071iE / MT8072iE / MT6072iE / MT8073iE /  
MT8101iE / MT8102iE / MT8103iE*

**MT-XE** *MT8090XE / MT8092XE*

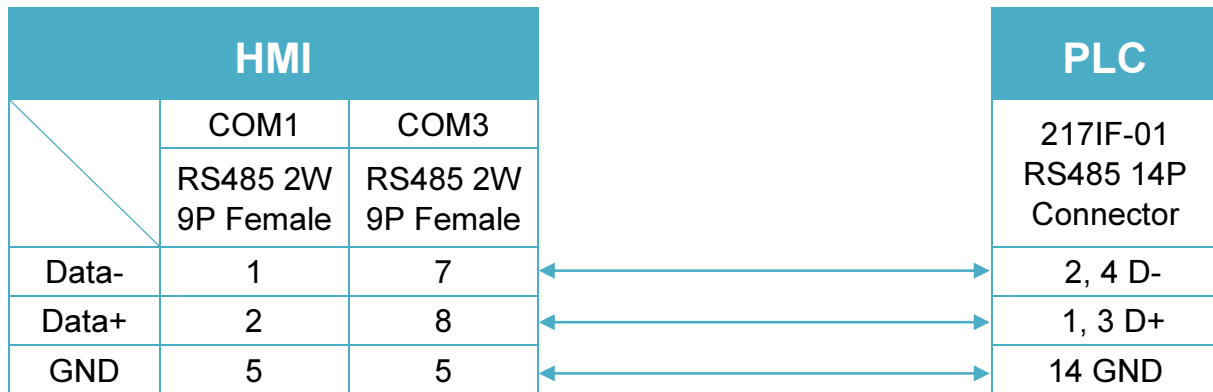
**MT-iP** *MT6103iP / MT8102iP*



## Diagram 8

**MT-iE** *MT8050iE / MT8053iE*

**MT-iP** *MT6051iP / MT8051iP*



## Diagram 9

**MT-iP** *MT6071iP / MT8071iP*

